Multiple District 26

As of October 2026 Cumulative

Year	New Clubs	Dropped Clubs	Gain/ Loss Clubs	New Members	Charter Members	Reinstate Members	Transfer Members	Total Member Added	Total Members Dropped	Gain/ Loss Members
2022-2023	2	10	-8	557	71	22	27	677	857	-180
2023-2024	0	7	-7	495	5	28	35	563	878	-315
2024-2025	0	13	-13	538	0	60	8	606	795	-189
2025-2026	1	15	-14	567	26	111	50	754	1,045	-291
2026-2027	0	2	-2	210	0	54	5	269	169	100
Average	**1**	**9**	**-9**	**473**	**20**	**55**	**25**	**574**	**749**	**-175**

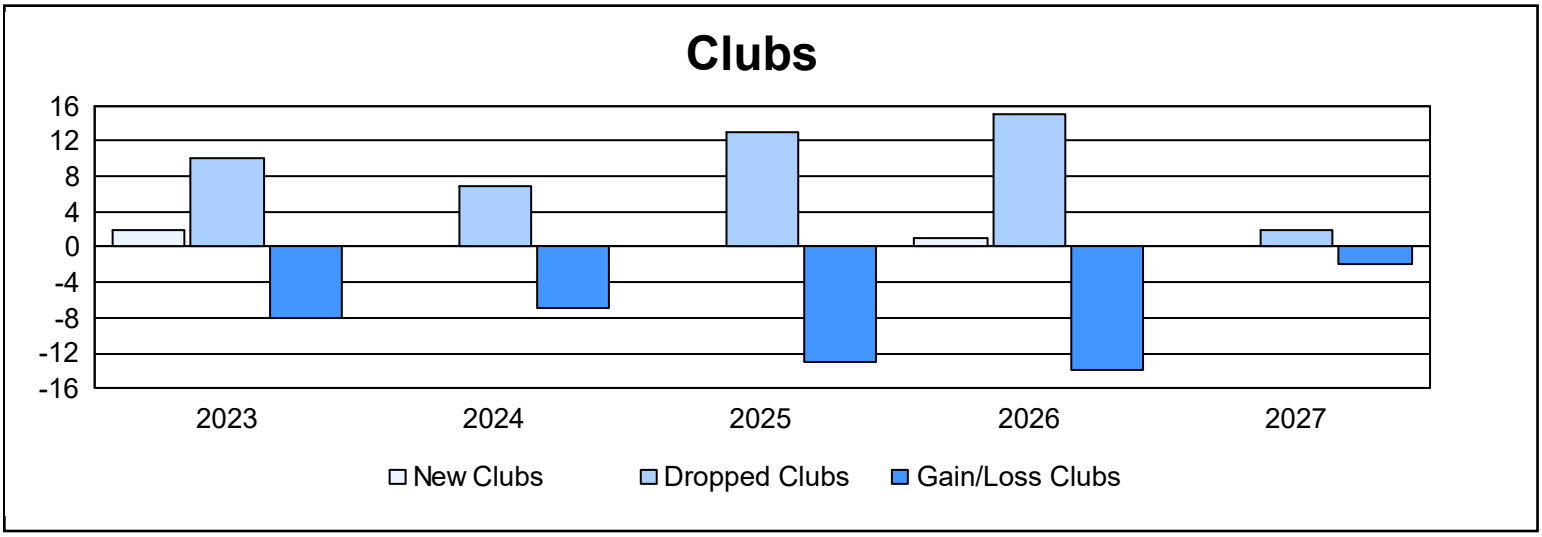

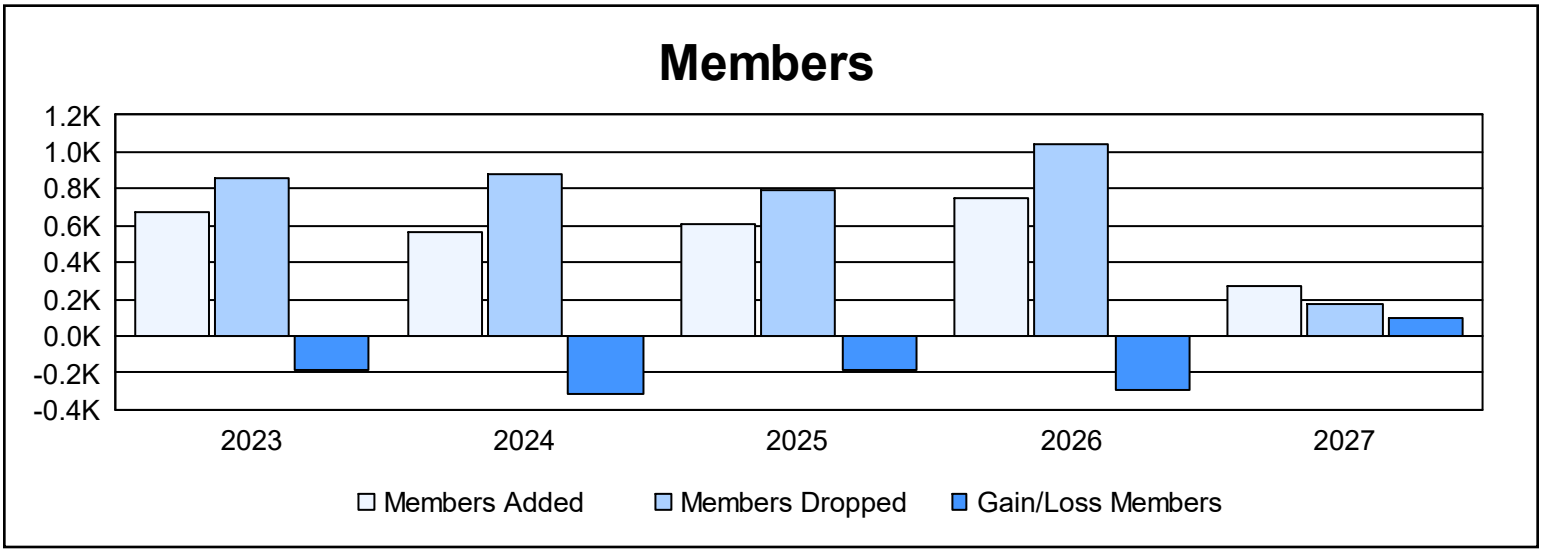

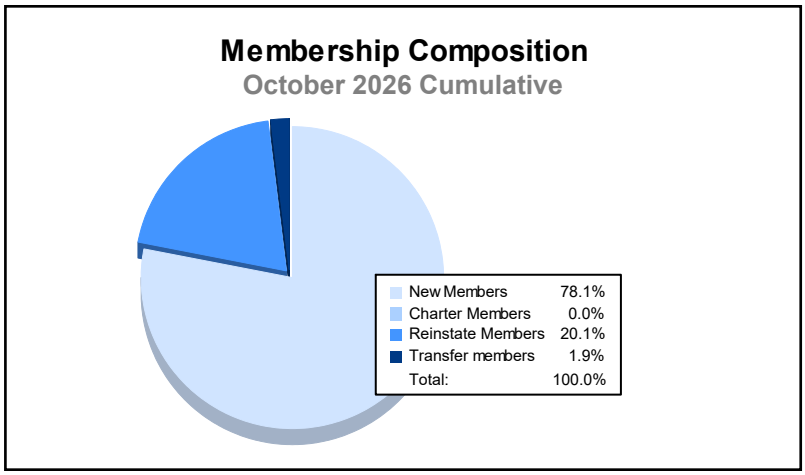
Membership Composition
October 2026 Cumulative
New Members 78.1%
Charter Members 0.0%
Reinstate Members 20.1%
Transfer members 1.9%
Total: 100.0%

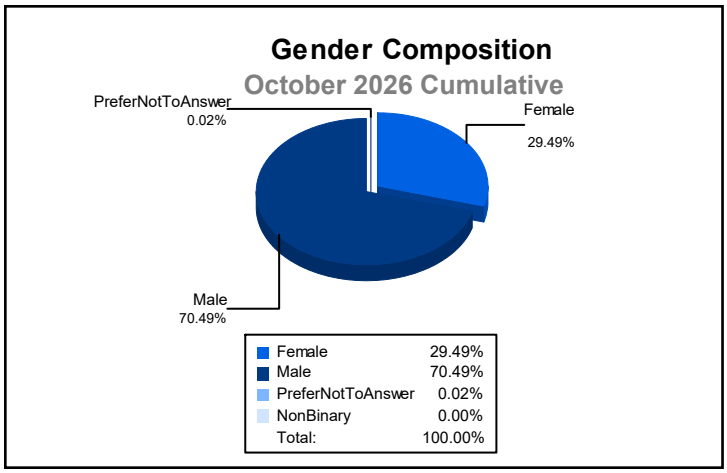
Gender Composition
October 2026 Cumulative
PreferNotToAnswer
0.02%
Female
29.49%
Male
70.49%
Female 29.49%
Male 70.49%
PreferNotToAnswer 0.02%
NonBinary 0.00%
Total: 100.00%